

Metal Roofing Products

DECRA

This section covers lightweight, tile-effect metal roofing products that are quick and easy to install.

Name	Classic	Plus Tile	Stratos	Oberon
Description	Offers profile and appearance of interlocking clay or concrete tiles but only one seventh the weight of traditional roof tiles.	Same profile as Decra Classic, but twice as thick. Provides extra strength and impact resistance. Offers anti-vandal characteristics that cannot be paralleled by any traditional tiled or slated roof covering, but only one quarter the weight.	A simple, linear accented design, which in grey provides the appearance of a slate roof. Offering outstanding performance characteristics, but only one seventh the weight of traditional roof tiles.	Offers the same appearance as traditional, natural clay plain tiles, but only one eleventh the weight of traditional plain tiles. Additional benefit of exceptional strength and security.
Available sheet sizes (mm)	Width: 1260 Standard Lengths: 370	Width: 1260 Standard Lengths: 368	Width: 1230 Standard Lengths: 320	Width: 1250 Standard Lengths: 320
Min Pitch Material:	10° Core: zinc aluminium galvanised steel, which is further protected with a unique multi-layer epoxy and polyester coatings. Coating: ceramically glazed at high temperature for exceptional long-term colour stability.	10° Core: zinc aluminium galvanised steel, which is further protected with a unique multi-layer epoxy and polyester coatings. Coating: ceramically glazed at high temperature for exceptional long-term colour stability.	12° Core: zinc aluminium galvanised steel, which is further protected with a unique multi-layer epoxy and polyester coatings. Coating: ceramically glazed at high temperature for exceptional long-term colour stability.	15° Core: zinc aluminium galvanised steel, which is further protected with a unique multi-layer epoxy and polyester coatings. Coating: ceramically glazed at high temperature for exceptional long-term colour stability.
Battens	450 38 x 25 600* 50 x 25 900 50 x 50 1200 50 x 50	38 x 25 50 x 25 50 x 50 50 x 50	50 x 38 50 x 38 50 x 50 50 x 50	38 x 25 50 x 25 50 x 50 50 x 50
Eaves System	DecraVent 10mm & 25mm Eaves Ventilation Systems Decra Eaves Guard & Decra Warm Roof Eaves Guard	DecraVent 10mm & 25mm Eaves Ventilation Systems Decra Eaves Guard & Decra Warm Roof Eaves Guard	DecraVent 10mm & 25mm Eaves Ventilation Systems Decra Eaves Guard & Decra Warm Roof Eaves Guard	DecraVent 10mm & 25mm Eaves Ventilation Systems Decra Eaves Guard & Decra Warm Roof Eaves Guard
Verge System	Scribed Barge Cover, Cloaked Verge systems	D Box Barge Cap	Barge Cover	
Hip and Ridge System	D Ridge/Hip Cap, B Ridge/Hip Cap, Gas Flue Ridge Terminal, D Ridge Vent Filler Unit, Universal D Ridge/Hip Ventilators	Plus D Ridge/Hip Cap, Universal D Ridge/Hip Ventilators	D Ridge/Hip Cap, Ridge/Barge Cap, Universal D Ridge/Hip Ventilators	Ridge/Barge Cap, Ridge/Barge Cap, Universal D Ridge/Hip Ventilators
Valley System	Lead or GRP Valley troughs	Lead or GRP Valley troughs	Lead or GRP Valley troughs	Lead or GRP Valley troughs
Abutment System	Scribed Barge Cover or formed from upstand on edge of tile	Formed from upstand on edge of tile	Formed from upstand on edge of tile	Formed from upstand on edge of tile
Other Accessories	Clear Vision Tiles, Roof Lights, Roof Hatches, Flat Sheets, Eave Closure pieces, Underlays, Breather Membranes, Eave Protection Systems, Rainwater Goods Systems	Clear Vision Tiles, Roof Lights, Roof Hatches, Flat Sheets, Eave Closure pieces, Underlays, Breather Membranes, Eave Protection Systems, Rainwater Goods Systems	Flat Sheets, Eave Closure pieces, Underlays, Breather Membranes, Eave Protection Systems, Rainwater Goods Systems	Flat Sheets, Eave Closure pieces, Underlays, Breather Membranes, Eave Protection Systems, Rainwater Goods Systems













For information on the Kingspan Insulated Roof Tile turn to page 53

LAFARGE REDLAND RANGE











	Parctile	KAMI TerraPLEGEL Hi-Load	KAMI TerraPLEGEL	KAMI PLEGEL
	A distinctive modern, angular design with the appearance of interlocking clay or concrete tiles but only one seventh the weight of traditional roof tiles.	Hardwearing quartz sand finish with the appearance of traditional tiles but with exceptional strength. It can be laid at wide batten or purlin distances and is ideal for vandal prone roofs, flat-to-pitched conversions, asbestos replacement and where strength is a priority.	Available in a variety of colours and a sanded Dutch Pantile it has very good resistance to corrosion and an outstanding colour holding surface.	Available in a variety of colours with a smooth matt finish and Dutch Pantile profile to give the appearance of tiles.
	Width: 1250	Width: Dutch Pantile 1080, Bold Roll 1050	Width: Dutch Pantile 1080, Bold Roll 1050	Width: Dutch Pantile 1080
	Standard Lengths: 370	Standard Lengths: 1150, 1500, 2200, 3250, 4300, 5000, 5700, 6400	Standard Lengths: 1150, 1500, 2200, 3250, 4300	Standard Lengths: 1150, 1500, 2200, 3250, 4300
	12° Core: zinc aluminium galvanised steel, which is further protected with a unique multi-layer epoxy and polyester coatings. Coating: ceramically glazed at high temperature for exceptional long-term colour stability.	10° 0.9mm coated steel with a tough sanded finish	10° 0.5mm coated steel with a tough sanded finish	10° 0.5mm coated steel with a tough sanded finish
	38 x 25 50 x 25 50 x 50 50 x 50	50 x 38	50 x 38	50 x 38
	DecraVent 10mm & 25mm Eaves Ventilation Systems Decra Eaves Guard & Decra Warm Roof Eaves Guard Scribed Barge Cover	RedVent 25 Over Fascia Vent and Eave Plate	RedVent 25 Over Fascia Vent and Eave Plate	RedVent 25 Over Fascia Vent and Eave Plate
		Verge Trim	Verge Trim	Verge Trim
	D Ridge/Hip Cap, B Ridge/Hip Cap, Gas Flue Ridge Terminal, D Ridge Vent Filler Unit, Universal D Ridge/Hip Ventilators	Half Round and Universal Angle Ridge / Hip Tile and End Cap	Half Round and Universal Angle Ridge / Hip Tile and End Cap	Half Round and Universal Angle Ridge / Hip Tile and End Cap
	Lead or GRP Valley troughs Scribed Barge Cover or formed from upstand on edge of tile	Valley Angle Flashing	Valley Angle Flashing	Valley Angle Flashing
	Flat Sheets, Eave Closure pieces, Underlays, Breather Membranes, Eave Protection Systems, Rainwater Goods Systems	Make-up sheets, Flat Sheets, Touch up Paint, Spirtech 250 Underlay, Sealband Filler, Fixing Screws	Make-up sheets, Flat Sheets, Touch up Paint, Spirtech 250 Underlay, Sealband Filler, Fixing Screws	Make-up sheets, Flat Sheets, Touch up Paint, Spirtech 250 Underlay, Sealband Filler, Fixing Screws



Metal Roofing Products: Colour Charts

Decra		Classic	Plus Tile	Stratos	Oberon	Parctile
	Charcoal	✓	✓	✓		✓
	Sunset Red				✓	
	Bark				✓	
	Ravine				✓	
	Eclipse				✓	
	Pepperstone			✓		
	Teak	✓				✓
	Terracotta	✓	✓			✓
	Fern	✓				✓
	Brindle	✓				



Lafarge Redland Kami		TerraPLEGEL Hi-Load	TerraPLEGEL	PLEGEL
	015 Black Sanded Finish	✓	✓	
	015 Black Smooth Finish			✓
	035 Grey Sanded Finish	✓	✓	
	384 Brown Sanded Finish	✓	✓	
	384 Brown Smooth Finish			✓
	418 Dark Red Sanded Finish	✓	✓	
	740 Brick Red Sanded Finish	✓	✓	
	740 Red Smooth Finish			✓
	830 Dark Green Sanded Finish	✓	✓	
	830 Dark Green Smooth Finish			✓



Insulated Roof Tile System

Kingspan Insulated Panels

KS1000 RT looks like a traditional tiled roof but it's a modern insulated panel with a shaped exterior. The insulation is built in, just like a composite panel. The product can be used on residential or commercial applications. The system is easy to fit and with thicknesses up to 80mm, approved to LPS 1181.

Sizes Available: Standard lengths 2.1m - 11.525m

- LPCB approved and complies with HSE and CDM safety requirements.
- Fully complies with Part L2 (England & Wales) and Part J (Scotland) regulations and standards.
- Suitable for roof slopes of 12 degrees and above.
- Single component and single-fix installation, reduces site time by up to 50%.
- Complies with Parts E & H 'Resistance to the passage of sound' for non-domestic buildings.
- Lifetime durability - up to 25 years to first maintenance and overall life expectancy of up to 40 years.



Dimensions And Weights

A - Core thickness (mm)	45	60	80	100
B - Overall dimension (mm)	85	100	120	140
Weight (kg/m ²) 0.5/0.4 (mm)	10.7	11.3	12.2	13.1



Pitched Roof Solutions

Restoration and preventative maintenance products are available to improve the appearance and durability of pitched roofs.

Product	Description	Base Material	Size	Coverage	Drying Time	Colours	
Acrypol	Nu-life	Roof Tile Renovation Coating - protects tiles and restores the original appearance	Water based	10 litre	3.5m ² per litre for first coat, 5-7m ² for second coat	Minimum of 6 hours	Green, Brown, Terracotta, Grey, Red
Laybond	All Weather Brush	Premium grade Waterproof for vertical and high pitch applications	Solvent	200 litre 25 litre 5 litre	1.4m ² per litre	24 hours	Black